




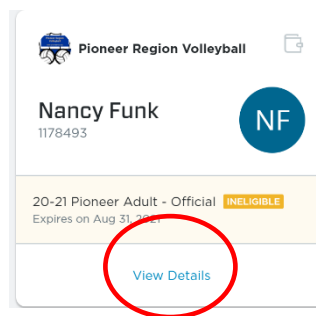
How to Complete Background Screening From My SportsEngine Account

NOTE: You will first need a USA Volleyball Membership. If you have not purchased a Membership, you will *not* see this option.


1. [Sign in](#) to your SportsEngine account and click the [Household](#) tab.
2. Click on the person that needs to complete the certification.



3. On the right side of the page, on the *Membership card*, click **View Details**.



4. Click on the name of the membership.
5. Next to *Background Screening*, click **Complete Screening**.



6. Complete the instructions for the Background Screening.